

How to Join Zoom Meetings

- To join an instant meeting through an email invite, an instant messaging invite, from the browser, from the Zoom desktop and mobile application, from a landline or mobile phone, and with a H.323 or SIP device.
- Before joining a Zoom meeting on a computer or mobile device, you can download the Zoom app from [our Download Center](#). Otherwise, you will be prompted to download and install Zoom when you click a join link.
- You can also [join a test meeting](#) to familiarize yourself with Zoom.

***MEETING NUMBER: **933 7026 8326**

***MEETING PASSWORD: **171990**

Prerequisites

- Each meeting has a unique 9, 10, or 11-digit number called a [meeting ID](#) that will be required to join a Zoom meeting (See above meeting number)
- If you are joining via telephone, you will need the [teleconferencing number](#) provided in the invite.

Click below to learn how to join our meeting from your devices below:

- [Google Chrome](#)

- [Safari](#)

- [Internet Explorer](#)

- [Firefox](#)

- [IOS \(iPhone iPad\)](#)

- [Android](#)

- [Other Devices and Operating Systems](#)

Google Chrome

1. Open Google Chrome.
2. Go to join.zoom.us.
3. Enter your **meeting ID** provided by the host/organizer.

1. Enter Meeting ID: **933 7026 8326** Meeting Password: **171990**

Join a Meeting

Your meeting ID is a 9, 10, or 11-digit number

Join

[Join a meeting from an H.323/SIP room system](#)

4. Click **Join**.
 - If this is your first time joining from Google Chrome, you will be asked to open the Zoom client to join the meeting.
 - You can check Always open these types of links in the associated app to skip this step in the future.
 - Click Open Zoom Meetings (PC) or Open zoom.us (Mac).

Open Zoom?

<https://zoom.us> wants to open this application.

Open Zoom Cancel

Safari

1. Open Safari.
2. Go to join.zoom.us.
3. Enter your [meeting ID](#) provided by the host/organizer.

1. Enter Meeting ID: **933 7026 8326** Meeting Password: **171990**

Join a Meeting

Your meeting ID is a 9, 10, or 11-digit number

Join

[Join a meeting from an H.323/SIP room system](#)

4. Click **Join**.
5. When asked if you want to open zoom.us, click **Allow**.

Do you want to allow this page to open "zoom.us"?

Cancel

Allow

Microsoft Edge or Internet Explorer

1. Open Edge or Internet Explorer.
2. Go to join.zoom.us.
3. Enter your [meeting ID](#) provided by the host/organizer.
 1. Enter Meeting ID: **933 7026 8326** Meeting Password: **171990**

Join a Meeting

Your meeting ID is a 9, 10, or 11-digit number

Join

[Join a meeting from an H.323/SIP room system](#)

4. Click **Join**.

Mozilla Firefox

1. Open Firefox.
2. Go to join.zoom.us.
3. Enter your **meeting ID** provided by the host/organizer.

1. Enter Meeting ID: **933 7026 8326** Meeting Password: **171990**

Join a Meeting

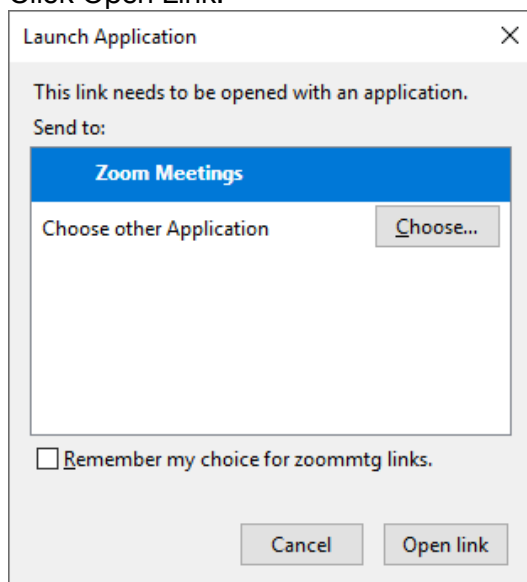
Meeting ID or Personal Link Name

Your meeting ID is a 9, 10, or 11-digit number

Join


[Join a meeting from an H.323/SIP room system](#)

4. Click **Join**.
 - If this is your first time joining from Firefox, you may be asked to open Zoom or the Zoom installer package.
 - To skip this step in the future, check **Remember my choice for zoommtg links**.
 - Click Open Link.

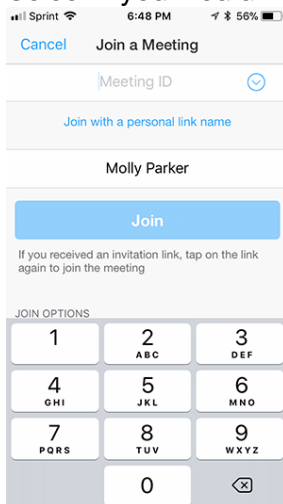


iPhone or iPad

1. Open the Zoom mobile app. If you have not downloaded the Zoom mobile app yet, you can download it from the App Store.
2. Join a meeting using one of these methods:
 - Tap **Join a Meeting** if you want to join without signing in.

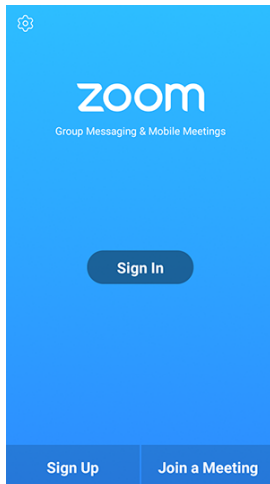


3. Enter the **meeting ID** number and your display name.
 1. Enter Meeting ID: **933 7026 8326** Meeting Password: **171990**
 - If you're signed in, change your name if you don't want your **default name** to appear.
 - If you're not signed in, enter a display name
4. Select if you would like to connect audio and/or video and select **Join**.

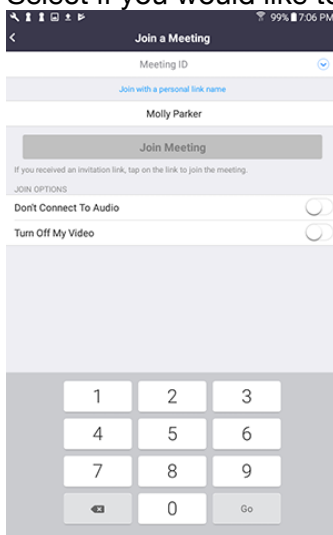


Android

1. Open the Zoom mobile app. If you have not downloaded the Zoom mobile app yet, you can download it from the Google Play Store.
2. Join a meeting using this method:
 1. Tap **Join a Meeting** if you want to join without signing in.



5. Enter the **meeting ID** number and your display name.
 - Enter Meeting ID: **933 7026 8326** Meeting Password: **171990**
 - If you're signed in, change your name if you don't want your **default name** to appear.
 - If you're not signed in, enter a display name
4. Select if you would like to connect audio and/or video and tap **Join Meeting**.



Zoom Support Page

<https://support.zoom.us/hc/en-us/articles/201362193-Joining-a-Meeting>